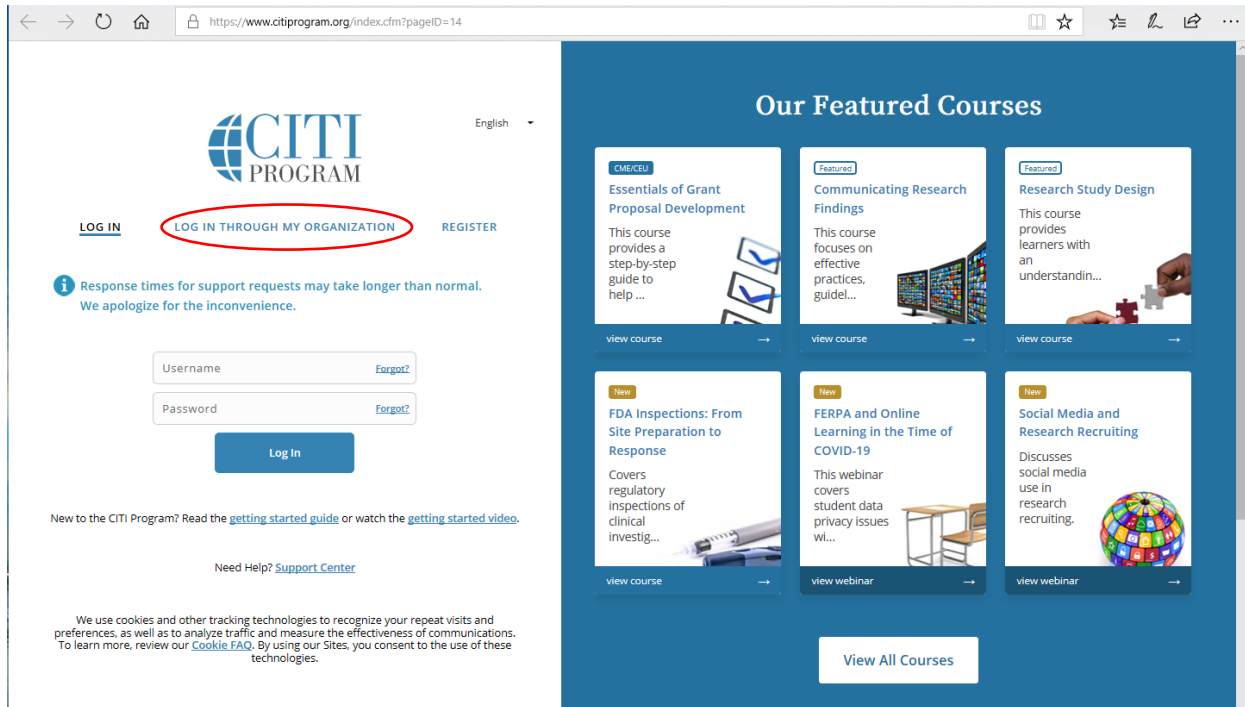


## Login Instructions

### Temple University CITI Export Control Training Modules

**Step 1:** Go to <https://www.citiprogram.org> and select “LOG IN THROUGH MY ORGANIZATION” as circled in the image below:



English

**LOG IN** **LOG IN THROUGH MY ORGANIZATION** REGISTER

**i** Response times for support requests may take longer than normal. We apologize for the inconvenience.

Username [Forgot?](#)

Password [Forgot?](#)

Log In

New to the CITI Program? Read the [getting started guide](#) or watch the [getting started video](#).

Need Help? [Support Center](#)

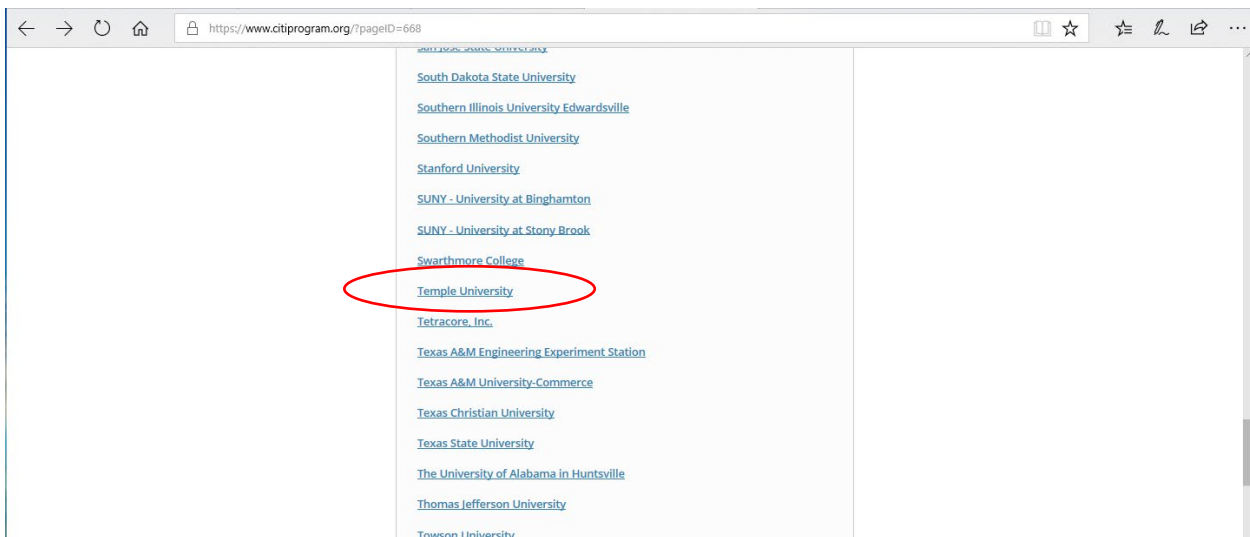
We use cookies and other tracking technologies to recognize your repeat visits and preferences, as well as to analyze traffic and measure the effectiveness of communications. To learn more, review our [Cookie FAQ](#). By using our Sites, you consent to the use of these technologies.

### Our Featured Courses

- Featured** Essentials of Grant Proposal Development  
This course provides a step-by-step guide to help ...  
[view course](#)
- Featured** Communicating Research Findings  
This course focuses on effective practices, guidel...  
[view course](#)
- Featured** Research Study Design  
This course provides learners with an understandin...  
[view course](#)
- New** FDA Inspections: From Site Preparation to Response  
Covers regulatory inspections of clinical investig...  
[view course](#)
- New** FERPA and Online Learning in the Time of COVID-19  
This webinar covers student data privacy issues wi...  
[view webinar](#)
- New** Social Media and Research Recruiting  
Discusses social media use in research recruiting.  
[view webinar](#)

[View All Courses](#)

**Step 2:** Scroll down and click on Temple University (see image below).



[South Dakota State University](#)

[Southern Illinois University Edwardsville](#)

[Southern Methodist University](#)

[Stanford University](#)

[SUNY - University at Binghamton](#)

[SUNY - University at Stony Brook](#)

[Swarthmore College](#)

**Temple University**

[Tetracore, Inc.](#)

[Texas A&M Engineering Experiment Station](#)

[Texas A&M University-Commerce](#)

[Texas Christian University](#)

[Texas State University](#)

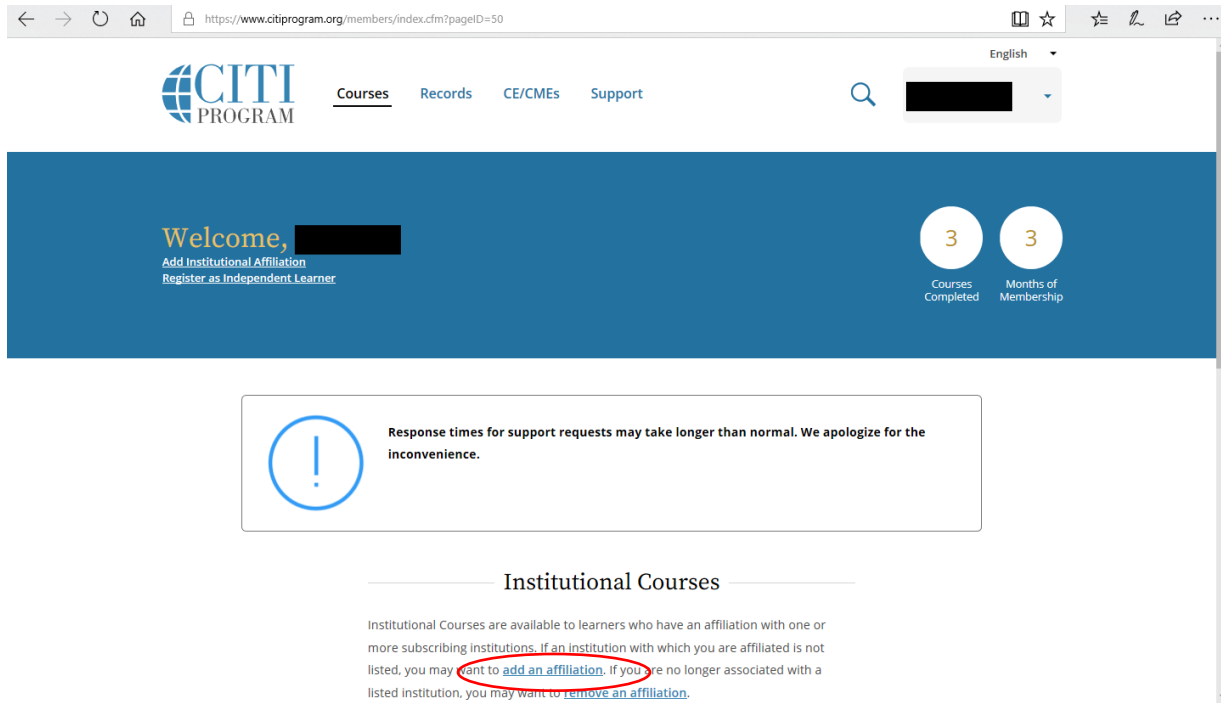
[The University of Alabama in Huntsville](#)

[Thomas Jefferson University](#)

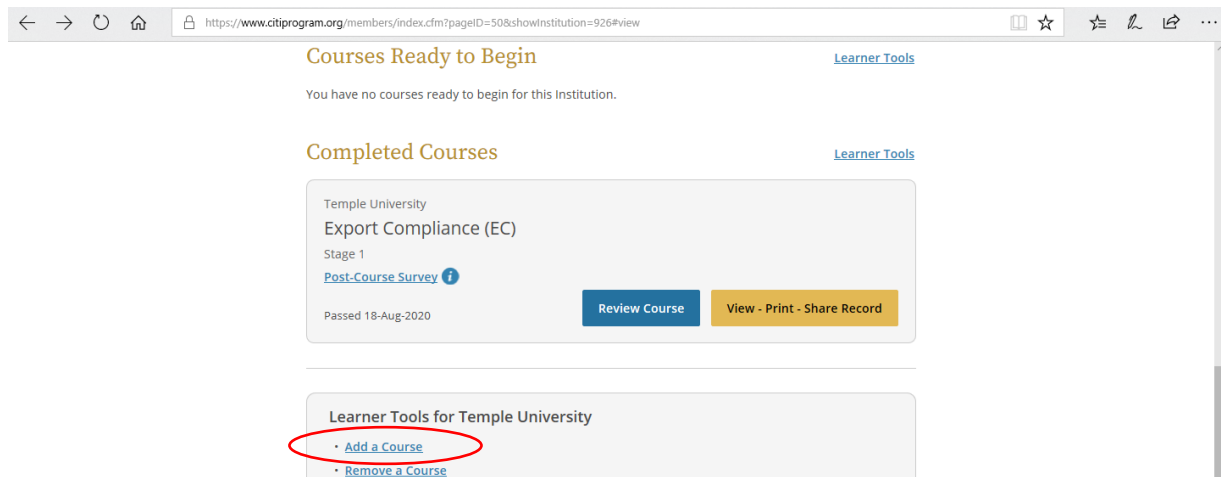
[Towson University](#)

**Step 3:** Enter your Temple University AccessNet username and password when prompted.

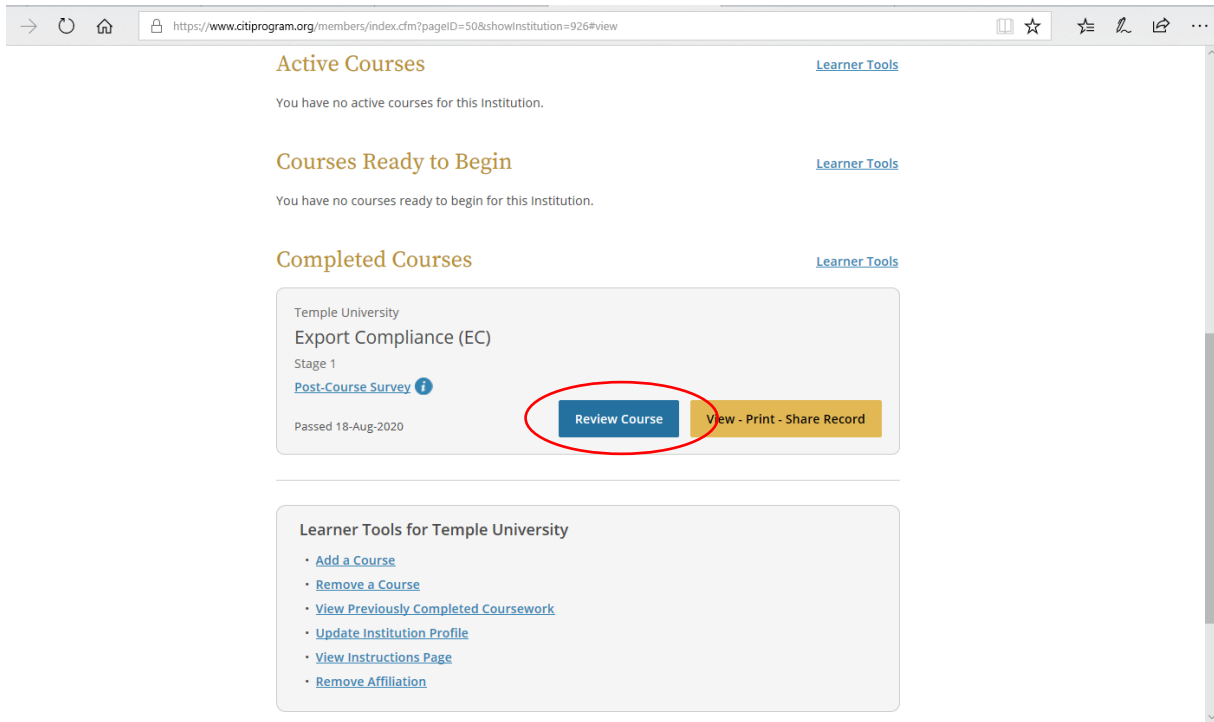
**Step 4:** If Temple University is listed under Institutional Courses, skip to **Step 5**. If Temple University is not listed under Institutional Courses, click Add Institutional Affiliation (see image below) and complete the required fields. Once completed, return to the screen pictured below to complete **Step 5**.



**Step 5:** Under Institutional Courses, click View Courses to the right of Temple University. If Export Compliance (EC) is listed, skip to **Step 6** to select your training module(s). If Export Compliance (EC) is not listed as a course, select Add a Course (see picture below) and select "Export Controls" in response to Question 1 on the next screen, then scroll down and click Submit.



**Step 6:** If Export Compliance (EC) is listed as a course (see image below), click Review Course and select the required and recommended courses per the following Training Schedule:  
<https://research.temple.edu/sites/research/files/images/Template%20Export%20Control%20Training%20Schedule%20REV%2011.20.20.pdf>.



If you experience issues accessing the Export Control Training Modules, please contact [exportcontrol@temple.edu](mailto:exportcontrol@temple.edu).